

Swirl Diffuser Type CSW

Suitable for ceiling mounting and can be manufactured to suit most ceiling tile arrangements.

The Curved Vane Swirl Diffuser offers excellent induction of room air and the rapid decay of supply air velocities and air temperature differentials.




Multiple Variations

CSW-24-L Lay-in Ceiling Type




Nom Size	A	BØ	CØ	E
350	595	347	400	55
450	595	447	500	55

CSW-24-T Tegular Ceiling Type




Nom Size	A	BØ	CØ	D 24T/15T	E
350	595	347	400	574/584	55
450	595	447	500	574/584	55

CSW-24-M Clip-in Metal Ceiling Type



Nom Size	A	BØ	CØ	E
350	599	347	400	55
450	599	447	500	55

CSW-24-C Circular Swirl Diffuser



Nom Size	AØ	BØ	CØ	E
350	480	347	400	55
450	590	447	500	55

How to Order

Type	No of Blades	Edge Detail	Tegular Depth	Size	Overall Size	RAL Colour
CSW	24	L - Lay-In Grid	e.g. 14mm	350 450	595 x 595 599 x 599	e.g. RAL 9010
		T15 - Tegular 584 x 584 T24 - Tegular 574 x 574				
		M - Clip-In Metal Tile C - Circular				

e.g. 10 No CSW - 24 - L - 450 - 595 x 595 - RAL 9010

Performance Data

Size		50	55	60	65	70	80	90	100	110
350 Dia	I/s	50	55	60	65	70	80	90	100	110
	Throw m	0.8-1.6	0.8-1.7	1.0-1.9	1.1-2.0	1.1-2.2	1.2-2.5	1.5-2.8	1.5-3.1	1.5-3.4
	Pa	4	4	5	6	7	9	12	14	17
	NC						17	20	23	26
	I/s	120	130	140	150	160	170	180	190	200
	Throw m	1.8-3.8	2.0-4.1	2.1-4.4	2.3-4.7	2.4-5.0	2.5-5.3	2.8-5.6	2.4-5.9	3.0-6.3
450 Dia	Pa	21	24	28	32	36	41	46	51	57
	NC	28	31	33	35	36	38	40	41	43
	I/s	75	80	90	100	110	120	130	140	150
	Throw m	0.8-1.8	0.9-1.9	1.0-2.2	1.1-2.4	1.2-2.6	1.4-2.9	1.5-3.1	1.6-3.4	1.8-3.6
	Pa	5	6	7	9	11	13	15	18	20
	NC					16	18	21	23	25
450 Dia	I/s	160	170	180	190	200	210	220	230	240
	Throw m	1.8-3.8	2.0-4.1	2.1-4.3	2.3-4.6	2.4-4.8	2.4-5.0	2.5-5.3	2.7-5.5	2.8-5.8
	Pa	23	26	29	33	36	40	44	48	52
	NC	26	28	30	31	33	34	35	37	38

NOTE:

All throws based on terminal velocities of 0.5 - 0.25 m/s

For Return Air Applications Multiply Pa x 0.75, NC Levels remain the same